

“towards better.....forever”



We serve healthcare sector for more than three decades by passing through all generations and design of products. Our live relations with users and experts always trigger us to improve more and more. Integration of craft, concept and technology results in reliable, durable and user-friendly Products.



ACCUMAX

A SYNONYM OF QUALITY

MOTORIZED OPERATION TABLE - ELECTRO WITH MANUAL OVER RIDE OPTAB EMO 01



- 3 way Operated Operation Table :
 - ✓ Electrically
 - ✓ On Battery Back up
 - ✓ Manually (With Help of Crank)
- Change of operating mode by selector switch on failure of electric or functioning of remote.



Technical Parameters

L : 1980mm	W : 530mm
H : 760 - 1010mm / 660 - 910mm	
Lateral Tilt : $\pm 20^\circ$	
Trend. / R Trend. : $\pm 25^\circ$	
Back Section: $+85^\circ / -40^\circ$	
Head & Leg : $\pm 90^\circ$	

Anaesthetic Screen	1 PC
Arm Rest	1 Pair
Shoulder Support with pad	1 Pair
Lateral Support with pad	1 Pair
Waterproof Mattress	1 Set
Lithotomy Crutches	1 Pair
Full body covered by S S Sheet	
Adjustable, Removable Interchangeable	
Head & Foot Top	
With castor Wheel for easy mobility	
along with stable floor locking	

MOTORIZED OPERATION TABLE - ELECTRO OPTAB ELECTRO 01



Salient Features :

- Fully Electric with Cable Remote
- Off line Battery Back up for emergency
- Weight Capacity up to 200 Kg
- Four Separate Actuators for
 - ✓ Vertical movement
 - ✓ Trendelburg & Reverse Trend.
 - ✓ Side Tilting
 - ✓ Chair Position
- X-ray permeable Table Top without any cross bars.
- Eccentric Pillar to make the table real IITV Compatible
- Most convenient for all type of major & minor surgery

On Demand Available :

- ✓ ACP Control or additional Remote
- ✓ Zero Position facility
- ✓ Top Slide Facility

HYDRAULIC OPERATION TABLE : "C" ARM - OPTAB CARM 01



Salient Features :

- Manually Operated smoothly & jerk free.
- Eccentric Pillar to make the table real IITV Compatible.
- X-ray permeable Table Top without any cross bars
- Most convenient for all type of major & minor surgery
- Weight Capacity up to 200 Kg
- Manually operated :
 - ✓ Vertical movement by foot padde
 - ✓ Trendelburg & Reverse Trendelburg
 - ✓ Side Tilting
 - ✓ Chair Position


Technical Parameters

L : 2100mm	W : 500mm
H : 750 - 1050mm / 710 - 960mm	
Lateral Tilt : $\pm 20^\circ$	
Trend. / R Trend. : $\pm 25^\circ$	
Back Section: $+85^\circ / -40^\circ$	
Head & Leg : $\pm 90^\circ$	


SEMI MOTORIZE OPERATION TABLE WITH EXTRA HEAD LOW OPTAB SM 01

Salient Features :

- Specially designed for gynecology, Laparoscopy and IVF with Extra Head low
- Extra low height for surgeon's convenience
- Vertical movement, side tilt & trendelburg/reverse are electrically operated
- Chair position is manually operated by crank for as per requirement
- Split leg Section convenient for Gynaecology



HYDRAULIC OPERATION TABLE : SUPER DELUXE OPTAB SUPDL 01



Technical Parameters

L : 1830mm	W : 510mm
H : 750 - 1050mm / 660 - 910mm	
Lateral Tilt : $\pm 20^\circ$	
Trend. / R Trend. : $\pm 25^\circ$	
Back Section: $+85^\circ / -40^\circ$	
Head & Leg : $\pm 90^\circ$	

Salient Features :

- Fully manual with Hydraulic Pump and Smooth uniform gear mechanism
- Best suited Economy table for all non uro surgery
- Elevated by single lever double action horizontal hydraulic pump
- Smooth individual side controls for :
 - ✓ Trendelburg /Reverse trendelburg
 - ✓ Flex/ reflex
 - ✓ Chair position
 - ✓ Side Tilting

Hydraulic : "C" Arm Table with Orthopedic Attachment



Technical Parameters

L : 2100mm	W : 500mm
H : 750 - 1050mm / 710 - 960mm	
Lateral Tilt : $\pm 20^\circ$	
Trend. / R Trend. : $\pm 25^\circ$	
Back Section: $+85^\circ / -40^\circ$	
Head & Leg : $\pm 90^\circ$	

Salient Features :

- Manually Operated uniformly & jerk free.
- Adjustable, Removable as well as interchangeable Head & Foot Top as per requirement
- Single lever floor locking
- Full body covered by S.S. Sheet
- Weight Capacity up to 200 Kg
- Vertical movement by Hydraulic Pump and other by Crank.
- Eccentric Pillar to make the table Compatible with Orthopedic Attachment.
- Fully S.S. Orthopedic Attachment compatible with IITV.
- logically designed Orthopaedic Attachment to suit all procedures



Standard Orthopaedic Accessories

- Radiolucent Pelvic Post with centric & eccentric positioning
- Standard Leg Traction Unit – Telescopic type (for Tibia & Femur Traction)
- Popliteal Support for Tibia Close nailing
- S T Pin Holding clamp
- X-ray permeable Large size Arm Rest.
- Attachment for Elbow Surgery



LED OPERATION THEATER LIGHT



LED CL 4 - 4 Cluster 1,25,000 Lux Ceiling Mounted
LED M 4 - 4 Cluster 1,25,000 Lux Mobile



LED CL 3 - 3 Cluster 90,000 Lux Ceiling Mounted
LED M3 - 3 Cluster 90,000 Lux Mobile



Salient Features :

- Extremely environment friendly with least energy consumption
- Considerable longer life compared to Halogen bulb
- Combination of yellow & white LEDs for optimum comfort to Surgeon
- Shadow free uniform illumination inside cavities as well as open Operating area
- Control of Intensity by means of Digital Control Panel
- Easy adjustment and focusing of light by sterilizable handle
- Spring controlled self balancing arm with smooth radial, axial and angular movement.
- Suitable for air movement produced by laminar air flow.
- Most Comfortable for all major and multiple surgeries

Light Intensity	≤ 1,25,000 Lux
LED's Life	≤ 40,000 Hours
Color rendering Index	≤ 92
Temperature increase	≥ 2° C
Color Temperature	3500°– 6200°K
Input Supply	A C 220 – 230 V/50 Hz


Combination of Dual and Triple Dome as well as Mobile – Stand Model in Any O T Light is available on special Order

HALOGEN OPERATION THEATER LIGHT - HLG CL 19



- Available with:
 - ✓ Metal – Aluminum Dome
 - ✓ Fibre Dome Glass reflector
- Bulb : Halogen 24V x 150W
- Dual bulb – Switching over to another bulb if the one is fail
- Light Intensity:
 - ✓ 50,000 Lux in Aluminum Dome
 - ✓ 85,000 Lux in Glass Reflector
- Not certainty for bulb life

LED EXAMINATION LIGHT LED EX 01



- Stand model for easy mobility
- Suitable for the best examination and minor procedure
- Light Intensity : 30,000 Lux

SUCTION MACHINE



ACCUMAX

MONO - SUC MONO 01



- Best Quality ¼ HP Single Phase Electric Motor
- Twin Bottle (2/1.5 Ltr) with overflow valve
- Self sealing rubber bush with nontoxic Rubber pipe
- Oil immersed Vacuum Pump
- Heavy duty castors for easy mobility

HIGHVAC - SUC HVAC 01



AUTOCLAVE



12" x 12"
(Single Drum)
ATCL 12



12" x 21"
(Double Drum)
ATCL 21



12" x 27"
(2 ½ Drum)
ATCL 27



12" x 32"
(Three Drum)
ATCL 32

- Single S.S. Chamber with Gun Metal Lid
- Brass Wing nut with S.S. Stud for the best tightening
- Dual Scale Pressure Gauge.
- Weight calibrated Steam release valve for friendly working
- Additional Safety & Release Valves for safe Operation
- Available : Electric / Non Electric Model

LAPAROSCOPY TROLLEY (MONITOR TROLLEY)

EXCLUSIVE LAP TL EXCL 01



- Logically designed with visual Height and comfortable size
- Monitor Tray Height : 54 – 56"
- Shelf Size : 24" x 18"
- Powder Coated with two excellent colors
- Four shelves with one lockable drawer – additional Shelf
- Net Floor coverage : 28" x 28"
- Electric Panel with 6 Nos. of 15/5 Amp. ISI marked Plugs–Switches on the side of Unit
- 5" Swiveling Castors, two of them with brake
- Provision for holding CQ Cylinder on the back of Unit ensuring Stable mobility.

ECONOMY LAP TL ECO 01



TWO SECTION LABOR TABLE

TSLT SS 01 - Two Section Labor Table - Fully SS with Mattress & Padded legrest

TSLT SS TP 01 - Two Section Labor Table - with Superimposed SS Top

TSLT MS 01 - Two Section Labor Table - Fully MSPC

- Available in Fully S.S. Structure as well as M S P C with Superimposed S.S. Top
- New improved design with Superb finish and excellent workmanship
- Whole table top capable of being tilted by suitable screw mechanism
- Foot section capable of being folded underneath to suit Lithotomy position
- Back Section adjustable on rack
- Protective side rails on three sides
- Full Size : 72" x 30 " x 30"
- Available with Mattress and Padded Leg Rest (Only in Fully S.S., Not in S.S. Top Model)



TROMA CARE CRASH CART (EMERGENCY EQUIPMENT CART)

- S.S. / M.S. tubular Framework – as per requirement
- Six Nos. of removable multicolor bins
- Two lockable separate plastic storage units each having 3 drawers
- Top drawers having containers of different size.
- 5" / 4" (2+2) Swiveling castors
- Pull out cardiac massage board above drawers
- Having S S saline Rod and M S P C Oxygen Cylinder Holder on one side
- Over all size : 950 mm x 500 mm x 1540 mm +/- 5%



S.S. Structure
CRCT SS 01



M.S. Structure
CRCT MS 01

MEDICINE-DRUG INJECTION TROLLEY - MDI TR MS 01



- Two lockable separate plastic storage units each having 3 drawers
- M.S. Tubular framework with two S.S. trays (Available in S.S. on demand)
- 4" Swiveling castors.
- Over all Size :

ECG-MULTIPARA TROLLEY

ECG MS 01



- Z shaped Trolley with Excellent Look
- Three shelves with One drawer below top shelf
- 2" Swiveling castors with easy mobility
- Over all Size : 20" x 15" x 32"

INSTRUMENT TROLLEY



(With Railing)

INSTR RLG MS 2718 - 27" X 18" X 32" (2" Wheel) MSPC
INSTR RLG MS 3624 - 36" X 24" X 32" (4" Wheel) MSPC
INSTR RLG SS 2718 - 27" X 18" X 32" (4" Wheel) Fully SS
INSTR RLG SS 3624 - 36" X 24" X 32" (4" Wheel) Fully SS

- Trolleys with M S P C as well as fully S.S. Structure
- S.S. Shelves along with S.S. railing / without Railing in M S P C
- Available Size :
 - ✓ 27" x 18" x 32" (2" Wheel)
 - ✓ 36" x 24" x 32" (4" Wheel)
 - ✓ Or any other special size on demand – M S P C or Fully S S

All trolleys available with fully S S Structure with 4" regular/ P U Wheel



INSTR WO MS 2718

(Without Railing)
 27" x 18" x 32" (2" Wheel)

DRESSING TROLLEY - DRTR 2718 MS 01 DRTR 2718 SS 02



- Trolleys Available :
 - ✓ M S P C Structure with S S Shelves along with S.S. Railing (2" Wheel)
 - ✓ Fully S S Structure with 4" Wheel
- Available Size : 27" x 18" x 32"

Trolleys with any size available in M S P C or fully S S Structure with Regular / P U Wheel

- Available with
 - ✓ M S P C Structure – S S Tray & Frame
 - ✓ Fully S S Structure
- Size : 17" x 22" with Adjustable Height

MAYO'S TROLLEY

MYTR MS 01
MYTR SS 01



OVERLAP TROLLEY FULLY S.S. - OVLP TR 01



- Capable to be overlapped on Operation Table for comfort to surgeon
- Size : 30" x 20" with adjustable Height
- Fully S S Structure with 2" Swiveling Castors

- Height adjustment by means of lever through M S Bevel- Gear Set
- Framework of M S P C Structure mounted on 2" wheel
- Size : 32" x 14" Laminated Top with 24" x 14" with angular adjustment

OVER BED TABLE-GEAR MODEL

OVBD WOOD 01
OVBD ABS 01



BED SIDE SCREEN - BD SD SCR N 01

- Steel tubular structure made of 19 mm diameter steel tubes
- Mounted on 2" Wheel Castors
- Three powder coated sections provided with spring wires & hooks
- Over all size : 2440 mm x 1675 mm



STRETCHER ON TROLLEY



New Design – Folding - STR ND FLD 01

- Compaq with Excellent Look
- Made of rectangular pipe for better strength
- **Non detachable** S.S. Top with folding flaps
- 6" wheel castors



Regular - STR REG 01

- M S Powder Coated with S.S. Handle
- Detachable Top
- Overall size : 2030mm x 600 mm x 810 mm
- Wheel Castors : 4" / 6" / 8" as per confirmation
- Optionally Available : Superimposed S.S. Top



Regular – Folding - STR REG FLD 01

- M S Powder Coated with S.S. Handle
- Detachable Top
- Top with Folding sides to minimize storage area
- Overall size : 2030mm x 600 mm x 810 mm
- Wheel Castors : 4" / 6" / 8" as per confirmation
- Optionally Available : Superimposed S.S. Top

PLAIN LABOR TABLE

PL LT 01



- M.S. Powder Coated Structure
- M S C P Lithotomy Rod with Straps with Perineal cut on leg Side
- Over all Size : 72" x 30" x 32"

GYNEC EXAMINATION TABLE

GY EXT 01



- M.S. Powder Coated Structure
- Perineal cut on leg Side
- Over all Size : 72" x 24" x 32"
- Head Portion of 18" length adjustable on Ratchet

PLAIN EXAMINATION TABLE

PL EXT 01



- M.S. Powder Coated Plain Structure
- Over all Size : 72" x 20" x 32"
- Head Portion of 18" length adjustable on Ratchet

Optionally Available : Superimposed S.S. Top & Mattress

OXYGEN CYLINDER TROLLEY



New Design - OX TR ND 01



Regular - OX TR REG 01

REVOLVING STOOL



S. S. Top - RV STL SS 01



Cushion Top - RV STL CUS 01



**CRADLE WITH STAND
CDR W STD 01**




**SOILED LINEN TROLLEY
SOL TR 01**



**DOUBLE STEP STOOL
STP STL 02**



**SINGLE STEP STOOL
STP STL 01**



**FOLDING STRETCHER CLOTH
(with side rods)
FLD STR 01**



**BEDSIDE STOOL
BD SD STL 01**



**BACK REST
BCK RST 01**



**Kick Bucket Trolley
KCK BKT 01**

ICU BED (Without Hi-Lo) ICU BD 01

- M S Powder Coated Structure with Four Section Perforated Top
- Three Separate Screws for Back Rest , Knee Rest & Trendelenburg - Reverse Trendelenburg
- Four Provisions for Saline Stand on Main Frame
- Over all size : 84" x 36" x 24" (H) **without Hi – Lo Facility**
- 5" Swiveling Castors : Regular / P U (Optional)
- Available with **M S Bow, S.S. Bow – Lam Panel, Fully S.S. Bow or ABS Panel** as per Order
- Optional Supply : Side Railing, On Bed Saline Stand , Mattress



RECOVERY BED RCV BD 01

- M S Powder Coated Structure with Two Section Perforated Top
- Two Separate Screws for Back Rest Trendelenburg - Reverse Trendelenburg
- Four Provisions for Saline Stand on Main Frame
- Over all size : 78" x 36" x 24" (H)
- 5" Swiveling Castors : Regular / P U (Optional)
- Available with **M S Bow, S.S. Bow – Lam Panel, Fully S.S. Bow or ABS Panel** as per Order
- Optional Supply : Side Railing, On Bed Saline Stand, Mattress



FOWLER BED FWL BD 01

- M S Powder Coated Structure with Four Section Perforated Top
- Two Separate Screws for Back Rest & Knee Rest
- Four Provisions for Saline Stand on Main Frame
- Over all size : 84" x 36" x 24" (H)
- Available with **M S Bow, S.S. Bow – Lam Panel, Fully S.S. Bow or ABS Panel** as per Order
- Optional Supply : 5" Swiveling Castors (Regular or PU), Side Railing, On Bed Saline Stand , Mattress



SEMIFOWLER BED SMFWL BD 01

- M S Powder Coated Structure with Two Section Perforated Top
- Adjustment of Back Rest up to 85 Deg by means of Screw
- Four Provisions for Saline Stand on Main Frame
- Over all size : 78" x 36" x 24" (H)
- Available with **M S Bow, S.S. Bow – Lam Panel, Fully S.S. Bow or ABS Panel** as per Order
- Optional Supply : 5" Swiveling Castors (Regular or PU), Side Railing, On Bed Saline Stand, Mattress



Mattress
MTR 01



Railing-Simple
RLG SMPL 01



On Bed Cradle
ONBD CAD 01



On Bed Saline Stand
ONBD SLN 01



Railing-Imported
RLG IMPD 01



PLAIN SHEET METAL BED PLSM BD 01



- M S Powder Coated Structure with Plain Perforated Top
- Four Provisions for Saline Stand on Main Frame
- Over all size : 78" x 36" x 24" (H)
- Available with **M S Bow, S.S. Bow – Lam Panel, Fully S.S. Bow or ABS Panel** as per Order
- Optional Supply : 5" Swiveling Castors (Regular or PU), Side Railing, On Bed Saline Stand , Mattress

PEDIATRIC BED WITH RAILING PED BD 01



- M S Powder Coated Structure with Plain Perforated Top
- Drop down railing on Two Sides
- Four Provisions for Saline Stand on Main Frame
- Over all size : 63" x 30" x 24" (H)
- Optional Supply : On Bed Saline Stand , Mattress



ABS PNL 01

ABS Panel



SS BLM PNL 01

S.S. Bow-Lam Panel



FUL SS BW 01

Fully S.S. Bow



MS BW 01

M.S. Bow

BED SIDE LOCKER



Deluxe - DEL LCR 01
(Size : 15" x 15" x 32")



Regular - REG LCR 01
(Size : 17" x 15" x 32")



Open-Fully S.S. - OP SS LCR 01
(Size : 15" x 12" x 32")

ATTENDANT BED - ATD BD 01

- M S Powder Coated Structure with 2" Mattress
- Comfortably useful for visitor as well as attendant
- Over all Size : 72" x 24" x 18"



SALINE STAND



Fully S.S.
SLN SS 01



**S.S. with
Fiber Base**
SLN SS FB 01



**M S P C
with Castors**
SLN SS MSPC 01



Regular
SLN REG 01

Why WE ?



EASY & Prompt Service



Knowledge of basic concept.



Constant improvement in Design & Quality



No Orthodoxies for adoption of better things.



Techno commercial Collaboration with efficient players.



Product as per requirement due to in house production.



Long term Relations with USERS, Supporters, Experts & Advisors



AN ISO 9001:2008 & ISO 13485:2012 Certified Company

ACCUMAX SURGICALS

Manufacturer & Supplier of : HOSPITAL EQUIPMENTS & FURNITURE

Admin & Works :

55, Amar Estate, Opp. Forge & Blower Comp,
Nr. Memco, Naroda Road, Ahmedabad-25. INDIA.
Ph : +91-79-22203485

Works & Display :

C/127, Vishala Ind. Estate,
Outside Kathawada G.I.D.C., S.P. Ring Road,
Odhav, Ahmedabad-342415. Ph : +91-7929092177



E-mail : accumaxsurgicals@hotmail.com, Website : www.accumaxsurgicals.com